



**ŠIAULIŲ  
UNIVERSITETAS**

---

# IS THE YOUTH (IN)TOLERANT TO CORRUPTION? EVIDENCES FROM LITHUANIA

assoc. prof. Dr Vita Juknevičienė,  
lect. Dr Rita Toleikienė,  
lect. Sigitas Balčiūnas  
*Institute of Regional Development,  
Šiauliai University, Lithuania*

International conference Public Administration 2020  
November 19th, University of Pardubice

Youth is a targeted group, which is able and capable to fight the dishonest behaviour, corruption cases.

Youth has to be able to identify the corruption and inform appropriate institutions about this.

This needs:

- the *values' background* of the youth (knowledge),
- the *relevant understanding* of corruption (perception, attitude)
- *intolerance* for it (behaviour).

### ***Problematic questions:***

- what kind of theoretical approaches can explain the analysis of youth attitudes towards intolerance to corruption?
- how Lithuanian youth attitudes towards intolerance to corruption can be described and developed?

***The aim of the research*** is to reveal the perception and attitudes of the Lithuanian youth towards the corruption and to identify opportunities for strengthening the anti-corruption potential.

The research was implemented in Šiauliai region, Lithuania, using quantitative approach - *the questionnaire survey*.

## *Corruption and its affect*

- demoralizes the authorities,
- weakens policy making and implementing,
- weakens provision of public services,
- increases a fiscal stress,
- undermines trust,
- does not meet the legitimate expectations of the community.



## *Fight against corruption*

### *The institutional dimension*

- impact of formal anti-corruption infrastructure:
  - institutions,
  - law,
  - policy.

Michael et al., 2006; Doig, 2006; De Sousa, 2010; Johannsen and Hilmer Pedersen, 2011; Fjelde and Hegre, 2014; Boly and Gillanders, 2018; Gong and Wang, 2012.

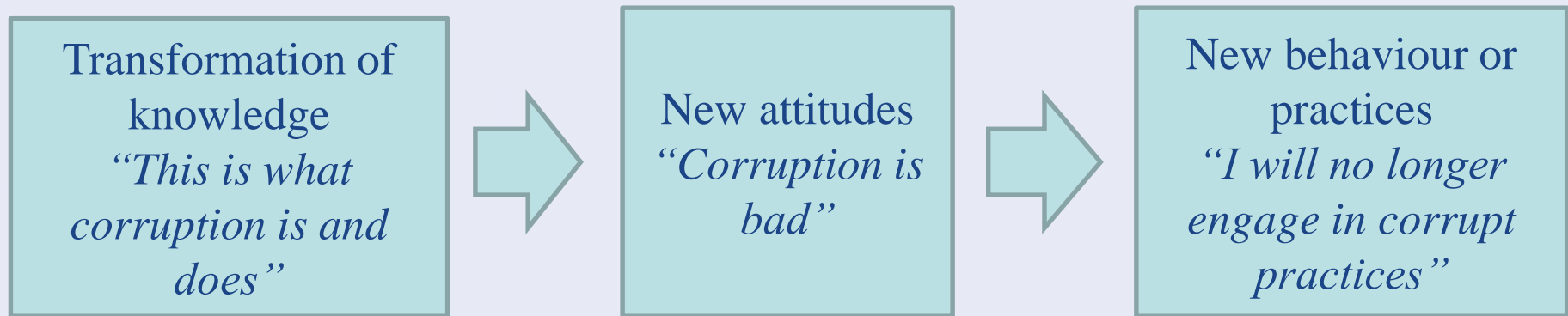
### *The cultural dimension of anti-corruptive environment*

- a culture of corruption or anticorruption
- individuals' behaviour
- society corruption intolerance level,
- intolerance to dishonest behaviour,
- readiness to report cases of corruption

Barr and Serra, 2006; Köbis et al., 2018; Jackson and Köbis, 2018; Stupnianek and Navickas, 2019; Sun, 2019; Köbis et al., 2019; Gong and Wang, 2012.

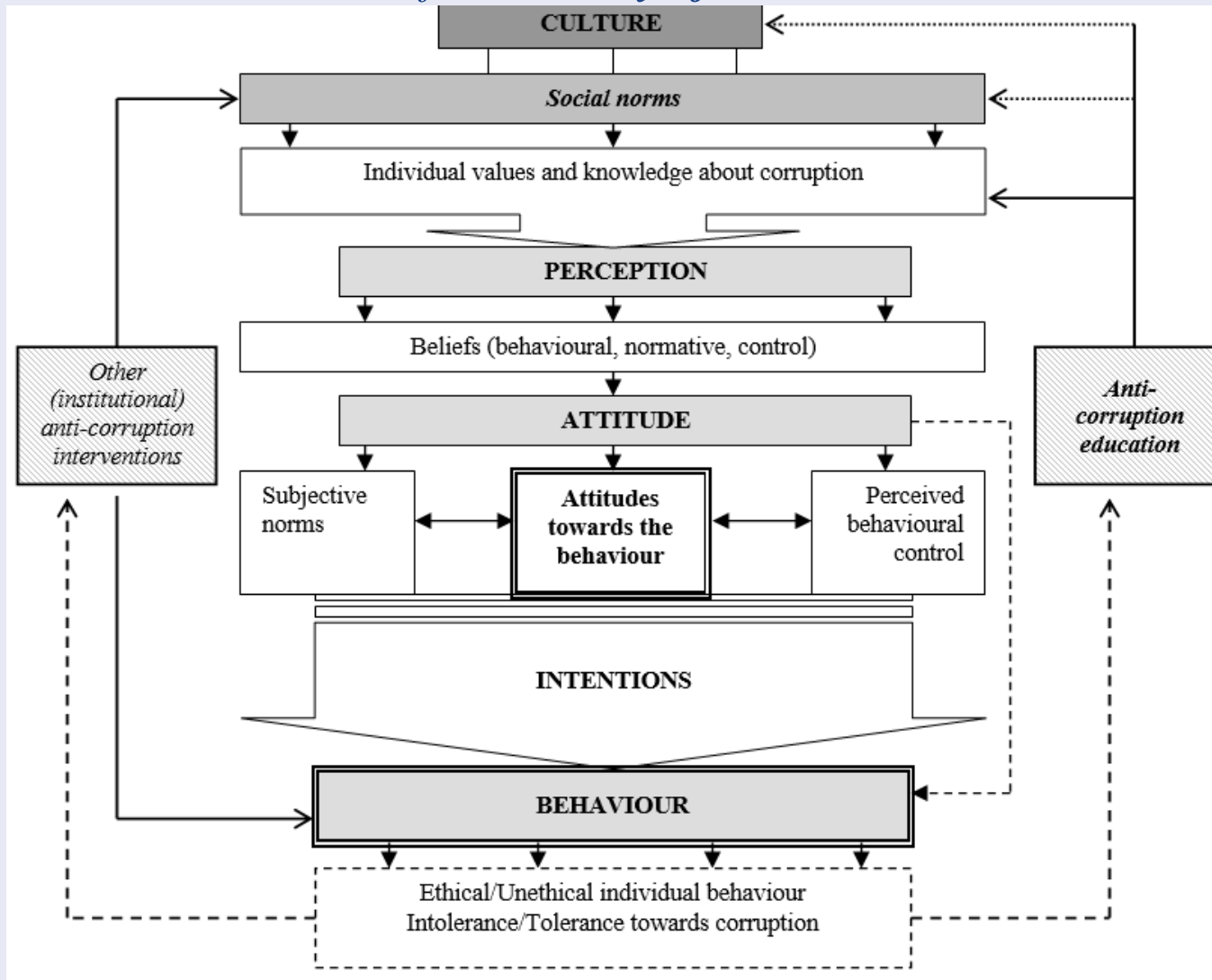
## *Anti-corruption interventions*

- Measures, education.
- The main task - to increase knowledge of the negative impact of corruption.



Source: according to Disch et al., 2009.

## *Attitudes towards intolerance to corruption in the context of the Theory of Planned Behaviour*



*Source: authors' conducted based on Ajzen and Fishbein (1980), Pantano and Di Pietro (2012), Jhangiani and Tarry (2014), Kan and Fabrigar (2017), Sun (2019).*



## *Methods of the research*

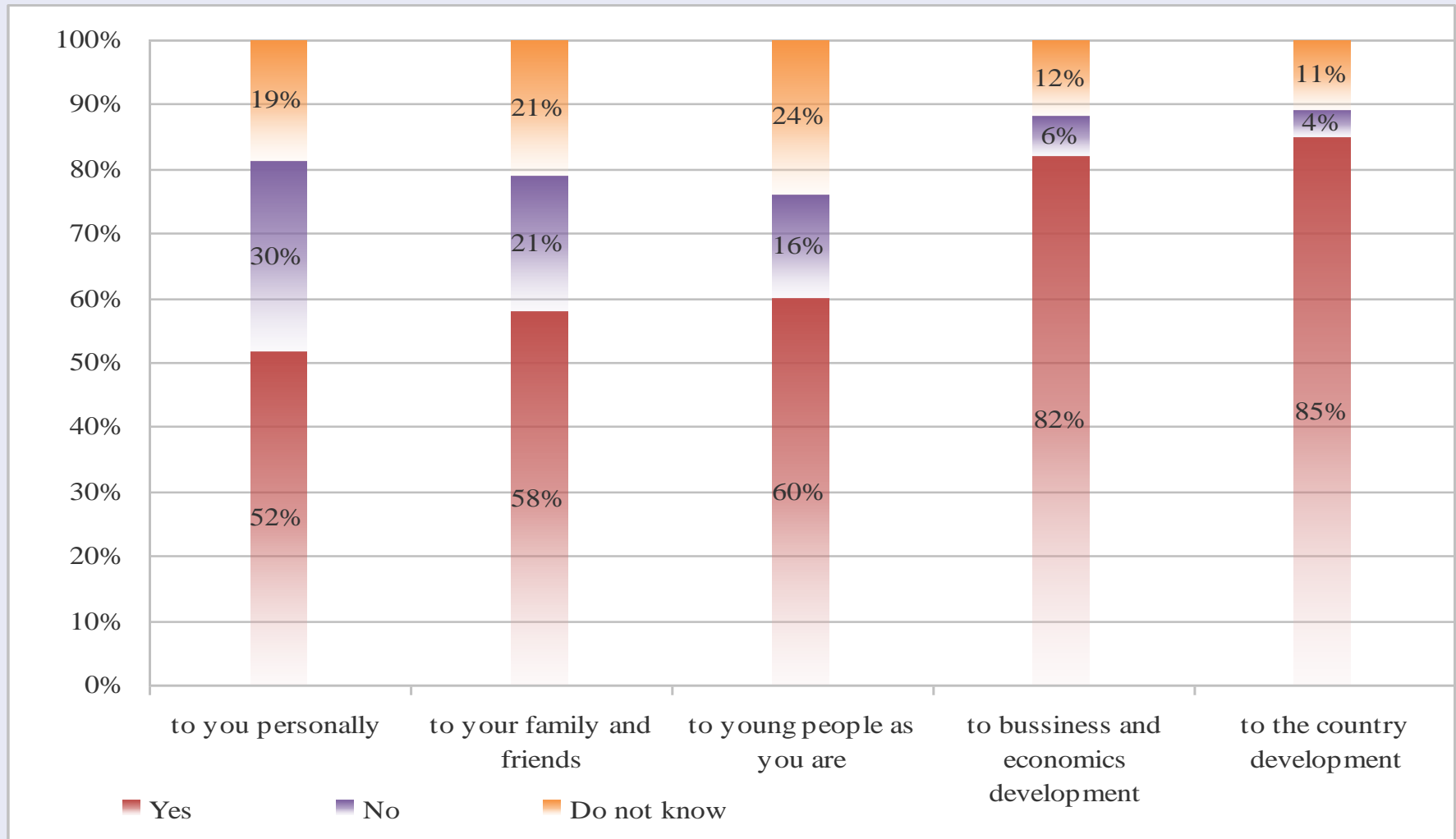
### Criteria selection of the sample (region)

Group of criteria	Criteria	Requirement for selected region	Source	Šiauliai region's compliance
Demographical	Number of inhabitants	The selected region with the number of inhabitants close to the medium number of inhabitants in a county (eliminating the capital region)	Statistics Lithuania, 2019	262 247 close to 220 405
Perception of corruption of region's inhabitants	Respondents' perception if corruption is really serious problem	Selected region's result (in percent) must be close to the medium regional result in Lithuania	Lithuanian Corruption Map (Vilmorus, 2016)	40 close to 55.3
	Respondents' perception if corruption has increased in last 5 years	Selected region's result (in percent) must be close to the medium regional result in Lithuania		39 close to 41.5
	Respondents' perception if corruption will increased in next 5 years	Selected region's result (in percent) must be close to the medium regional result in Lithuania		16 close to 18.7
Unethical behaviour of region's inhabitants	Respondents' confirmation that they gave a bribe during last 12 months	Selected region's result (in percent) must be among top 3 regional results in Lithuania	Lithuanian Corruption Map (Vilmorus, 2016)	23 is among top 3 results: 26, 24, 23
The transparency in a region (its municipalities)	Transparency in municipalities measuring 7 different spheres (employees of a municipality, council of a municipality, anti-corruption, enterprises, finances, procurements, participation) and providing the total evaluation.	According to the total evaluation municipalities of selected region must be equally distributed among places from 1 to 23 (in three intervals: 1-8; 9-16; 17-23)	The initiative "George's Cap" (Transparency International Lithuania, 2018)	Šiauliai region has 7 municipalities: 3 of them are among 8 most transparent municipalities (1, 4, 8); 2 - among 8 medium transparent municipalities (13, 14); 2 - among less transparent municipalities (18, 22).

## *Methods of the research*

- *The quantitative approach.*
- A quantitative research included *the sample* of **1244 respondents** - 16-29 year old residents of Šiauliai region participated in the paper survey (the method was a questionnaire survey). The quota sampling technique was applied to control for residence location, age, gender and employment characteristics.
- *The instrument was a questionnaire* made of 25 questions, divided to parts and 6 dimensions.
- The research was organized in 2018.

## *“Do you think corruption makes harm...” (N=1235)*



## Youth opinion on the acceptability of corruptive activity situations (N=1235)

0% 10% 20% 30% 40% 50% 60% 70% 80% 90% %

A company manager evades taxes and, therefore, pays higher salaries to the employees




A municipal officer requests a bribery, but promises to prepare a certificate faster



A ministry officer employs his family member, although he does not have an appropriate qualification




A person gives a gift to a doctor or nurse to get a better medical treatment




The parents give an Acropolis voucher to the class teacher, hoping that she will pay more attention to the children



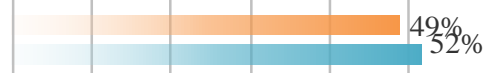
The politician's charity foundation donates 10 computers to the school before the elections



The politician buys a bicycle to a socially disadvantaged family children and asks to vote for him in elections.

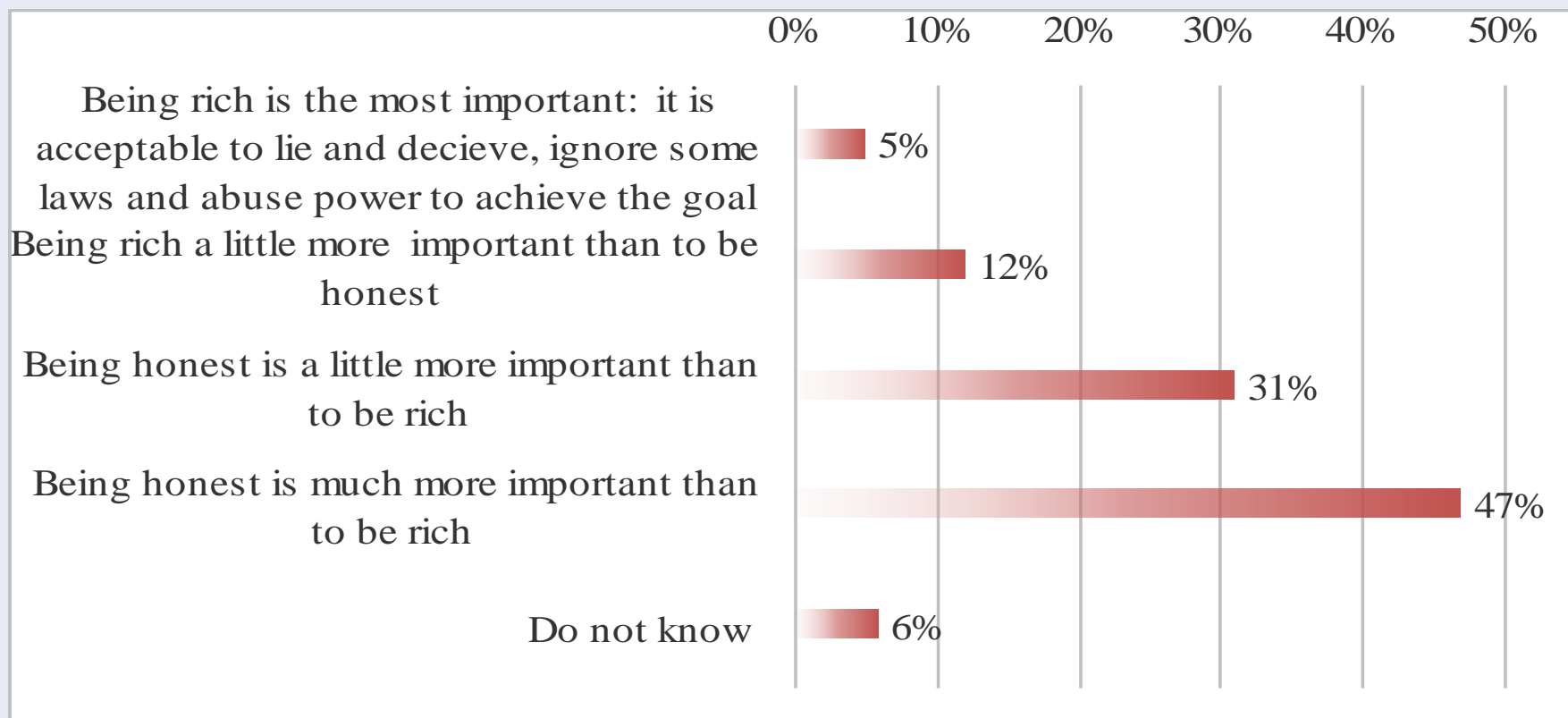


The old man gives 5 euro gratitude to a social care worker in a nursing home



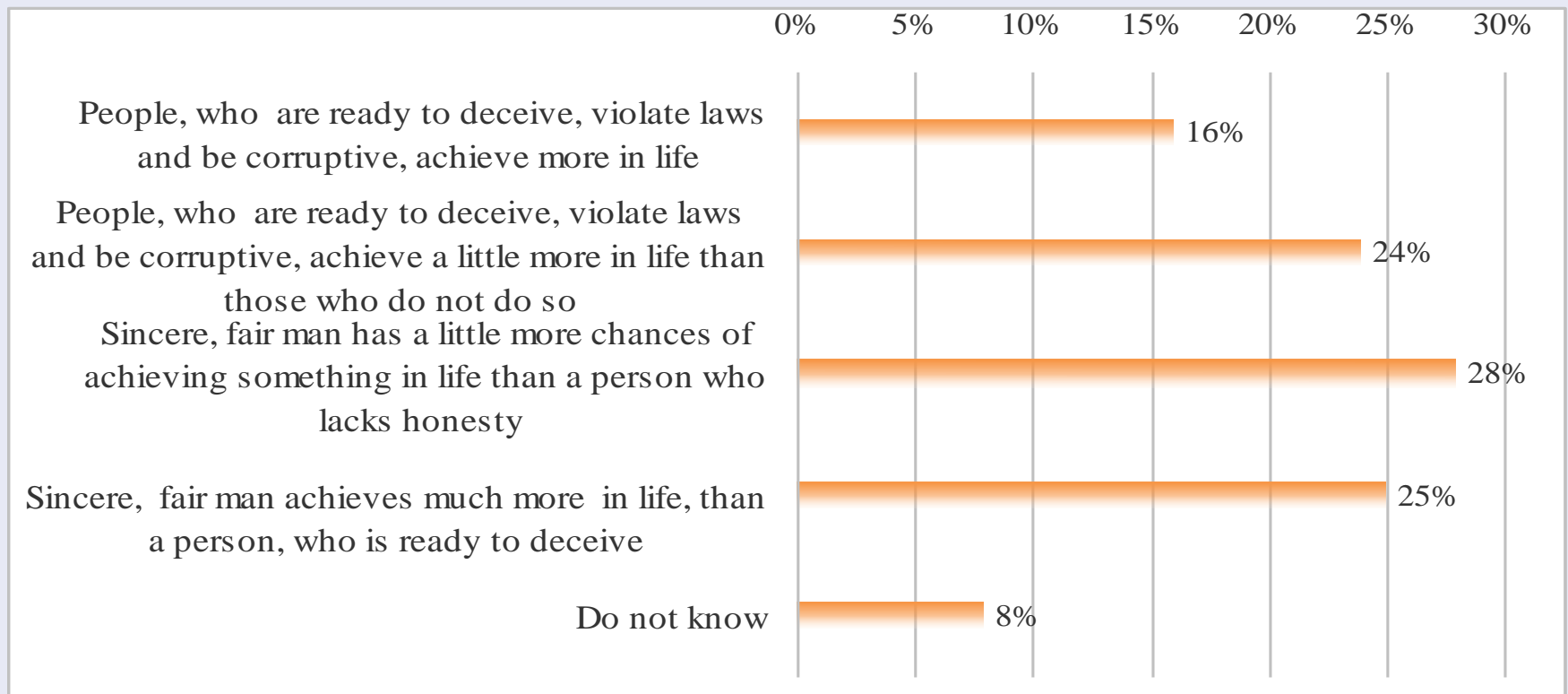
Acceptable behaviour Unacceptable behaviour

## *“What is more important: to be rich or honest?” (N=1230)*



# *“Who has more chances to be successful in life?”*

*(N=1222)*



## *Main findings*

- The majority of young people understand a harmful corruption impact on the country development, business and economics development, but many young people *still do not know how it affects themselves and their close environment.*
- Corruption can be perceived as a situational phenomenon, i.e. young people's decision *to justify or not justify dishonest behaviour depends on many circumstances.*

## *Main findings*

- *Some young people tend to justify such dishonest behaviour if during corruption activity the benefits were gained not only by corruption subjects but also by the groups of residents (company employees, socially disadvantaged families and etc.), who did not participate in the corruption activity.*
- *It connects to the idea that the effect of performance-based pay on dishonesty depends on how readily people can compare their pay to that of others (John et al., 2014).*
- *The corruption turns into a collective action problem (Köbis et al., 2019) and is closely connected to social norms of the post-soviet society.*



## *Main findings*

- Values affect youth attitudes towards corruption.
- The dichotomy of honesty and welfare (success).
- Results show that *the value of honesty still remains important for many young people.*
- Majority of Lithuanian youth is *ready to behave honestly in seeking material benefits*, but this attitude is not compatible with experience-based beliefs that *success is often determined by dishonest behaviour.*

## *Main findings*

- Planning anti-corruption interventions (including education).
- Motives for the intolerance of corruption are depending on few issues:
  - *the status of occupation* (students of high schools, employers or having no job young people are mostly ready to inform about corruption cases rather than students of universities and colleges),
  - *the gender* (women have bigger potential of anticorruption),
  - *the social status of the family* (having medium social status people have higher potential than people with lower or higher social status),
  - *the civil and political activity* (more active young people have higher anti-corruption potential).

## *Main findings*

Anti-corruption interventions (including education) for the future:

- *youth with higher anticorruption potential could be involved in all targeted groups to share and develop personal attitudes,*
- inviting them to join a group for trainings,
- to participate in the special summer session,
- to lead a group for a project,
- to become a key speaker in public lectures or presenters in conferences,
- to be involved in a research or a project, etc.

*Instead of conclusions...*

## ***IS THE YOUTH (IN)TOLERANT TO CORRUPTION?***



assoc. prof. Dr Vita Juknevičienė [vita.jukneviene@su.lt](mailto:vita.jukneviene@su.lt),  
lect. Dr Rita Toleikienė [rita.toleikiene@su.lt](mailto:rita.toleikiene@su.lt),  
lect. Sigitas Balčiūnas [sigitas.balciunas@su.lt](mailto:sigitas.balciunas@su.lt),  
*Institute of Regional Development, Šiauliai University, Lithuania*